



HEADQUARTERS

Clem's Ornamental Iron Works, an admired and respected name in fine metalwork for over 50 years, is New Jersey's largest fabricator of ornamental iron and aluminum railings, gates, fencing systems and custom architectural metal designs.

Clem's Headquarters resides in a 50,000 square foot manufacturing facility in Piscataway, New Jersey. All phases of the manufacturing/fabricating processes are housed in this location by design with an eye to the inherent advantages of consolidation. All design, engineering, quotes/proposals, fabrication assembly, welding, grinding, polishing, painting, installation, sales, and administration operations are performed under one roof, allowing for a high degree of control over all steps in the metal fabrication process, further complimented by uniform quality control standards implemented at all levels and stages.

Armed with the most experienced and talented craftsmen in the industry, and supported by a large fleet of trucks and knowledgeable installation crews, Clem's has the ability to handle projects of any size and scope - from simple porch railings on single family homes to internationally-based multi-unit development projects commissioned by some of the most prominent national and worldwide real estate developers.

Empowered by state-of-the-art facilities and equipment, supported by a knowledgeable and extensively experienced staff, Clem's Ornamental Iron Works provides unrivalled custom metal fabrications governed by sound innovative solutions that recognize, address, and honor the unique design goals of every project -- large and small.



DESIGN CENTER

With the continuing growth and development of the company's business in all sectors of the industry, Clem's expanded its facilities and services to include a satellite Design Center devoted to the needs and concerns of its customers. Located in New Jersey on Route 22 East in Green Brook, the Design Center features a 2,000 square foot showroom complete with full mock-ups of Clem's product line and design services. With a custom-designed showroom floor located far from the bustle and hum of the Headquarters facility, the Design Center offers a quiet spacious showcase for the widely diverse and functionally decorative solutions that Clem's offers the discriminating customer.



HEADQUARTERS

110 Eleventh Street
Piscataway, NJ 08854

Phone: 732-968-7200
Fax: 732-968-0105



GOLD MEMBER
NATIONAL ORNAMENTAL &
MISCELLANEOUS METALS
ASSOCIATION

DESIGN CENTER

309 Route 22 East
Green Brook, NJ 08812

Phone: 732-752-5367
Fax: 732-752-2557

E-Mail: sales@clemsironworks.com

www.clemsironworks.com



CLEM'S
ORNAMENTAL IRON WORKS

Architectural Metal Fabricators

Since 1956

ALUMINUM RAILINGS

Clem's aluminum railings, fabricated from only the highest quality aluminum extrusions, are not only a durable, practical investment for the smart budget-minded homeowner, but will complement the style and design of any property or structure. Clem's aluminum railings have been installed with striking results in a wide range of architectural applications -- single family homes, multi-family residential communities, high-density urban developments, and commercial office/hotel properties.

Aluminum railings provide a great measure of safety to people and property when incorporated into the design of a commercial or residential structure. With a wide variety of extrusion styles and post/rail component combinations, Clem's can design a railing system that will visually complete and complement any architectural/structural theme, contributing to the overall impression of an architecturally sound design esthetic.

Aluminum is a highly-regarded construction material with exceptional structural properties -- a strong but lightweight metal that, when extruded and formed, is naturally resistant to the unremitting forces of nature -- water, rust and corrosion. Available in a wide array of component styles, Clem's all-aluminum railing assemblies are always welded, grinded, and polished to strict fabrication standards, producing a railing system of unrivalled structural integrity -- no screws or snap assemblies are ever substituted to compromise the performance or longevity of a Clem's aluminum railing. Clem's baked-on powder-coated color treatments crown the process with a finish that will resist the ill effects of time, sunlight, and weather with minimal owner maintenance for many many years to come.



Custom Aluminum Staircase & Railings



S-1 Style




69-29 Custom



69-29 Standard



H-2 w/Double Ring Valence



69-29 w/Scroll



Custom Drive Gate



S-1 Aluminum Fence



Commercial Hotel/Custom Design



H-2 w/Side-Mounted Handrail



S-1 Railing



H-2 Malibu



Decorative Iron Rail



69-29 Radius w/Cast Collars



AF-62 Aluminum Pool Fence



H-2 Multi-Family Residences

IRON RAILINGS

Renowned for its great weight and strength, iron has been used for centuries for structural support as well as architectural adornment. Clem's craftsmen tame iron's unique properties with advanced technology and time-tested fabrication techniques to produce railings of timeless, elegant beauty. Whether fashioning traditionally expressive patterns or expanding the design vocabulary with modern interpretations, Clem's produces iron

railings that will enhance any architectural design or structure.

The natural enemies of iron, weathering, rust, and corrosion are foiled by Clem's generously applied and baked-on powder coating finishes in a variety of designer friendly colors. Offering both standard and custom design services, Clem's is a recognized leader in the manufacture of quality iron railing systems.


FENCES AND GATE SYSTEMS

Often it is desirable to surround a property, pool, or building with gate-accessible fencing for an added measure of safety and security, or simply to enhance a landscaped property with refined architectural elements. Clem's offers the most extensive variety of styles, designs, colors, and options in creating the best possible fencing solution tailored to your individual taste and needs.

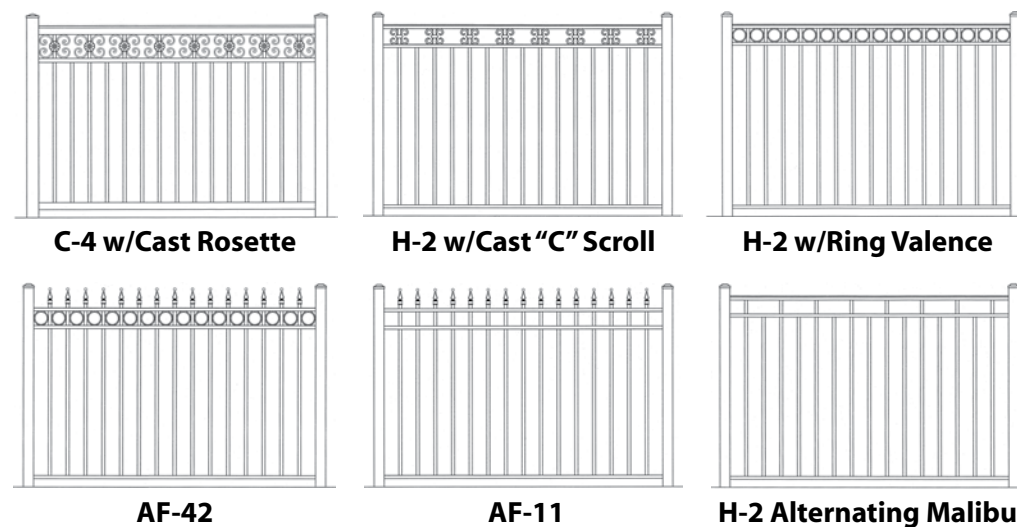
Utilizing Clem's extensive range of available fence/gate components, the range of functionally-decorative solutions is as wide and varied as the imagination of the designer -- whether simple in nature, or ornate and elegant in design, Clem's has an almost endless selection of styles, colors, and component materials to choose from.

PARTS AND COMPONENTS AVAILABLE TO FIT ALL ARCHITECTURAL APPLICATIONS

Top Rails



Aluminum Railings



Decorative Panels & Balustrades

